

# KANSAS STATE DEPARTMENT OF EDUCATION

## FY 2023 – FY 2025 BUDGET ANALYSIS

FIGURE 1  
**BUDGET OVERVIEW, FY 2023 – FY 2025**

	Actual FY 2023	Agency FY 2024	Governor FY 2024	Agency FY 2025	Governor FY 2025
<b>Operating Expenditures:</b>					
State General Fund	\$ 4,372,657,207	\$ 4,596,284,260	\$ 4,583,171,126	\$ 4,932,707,217	\$ 4,986,761,208
Federal Funds	1,086,446,587	1,137,071,773	1,137,071,773	688,958,713	688,958,713
All Other Funds	1,138,774,162	1,008,698,877	1,029,096,740	985,394,386	953,652,033
<i>Subtotal</i>	<u>\$ 6,597,877,956</u>	<u>\$ 6,742,054,910</u>	<u>\$ 6,749,339,639</u>	<u>\$ 6,607,060,316</u>	<u>\$ 6,629,371,954</u>
<b>Capital Improvements:</b>					
State General Fund	\$ -	\$ -	\$ -	\$ -	\$ -
Federal Funds	-	-	-	-	-
All Other Funds	-	-	-	-	-
<i>Subtotal</i>	<u>\$ -</u>	<u>\$ -</u>	<u>\$ -</u>	<u>\$ -</u>	<u>\$ -</u>
<b>TOTAL</b>	<u><b>\$ 6,597,877,956</b></u>	<u><b>\$ 6,742,054,910</b></u>	<u><b>\$ 6,749,339,639</b></u>	<u><b>\$ 6,607,060,316</b></u>	<u><b>\$ 6,629,371,954</b></u>
<b>Percentage Change:</b>					
State General Fund	6.2 %	5.1 %	4.8 %	7.3 %	8.8 %
All Funds	5.9 %	2.2 %	2.3 %	(2.0) %	(1.8) %
FTE Positions	258.3	267.9	267.9	268.9	267.9

The Kansas State Department of Education (KSDE) is overseen by the ten-member elected State Board of Education (State Board), which is established by the *Kansas Constitution*. The State Board is responsible for the general supervision of public schools and educational interests of the State not under the jurisdiction of the Kansas Board of Regents. Its duties include accrediting elementary and secondary schools, establishing standard courses of study in the public schools, licensing teachers and administrators, approving public and private teacher education programs, and administering a variety of state and federal aid programs.

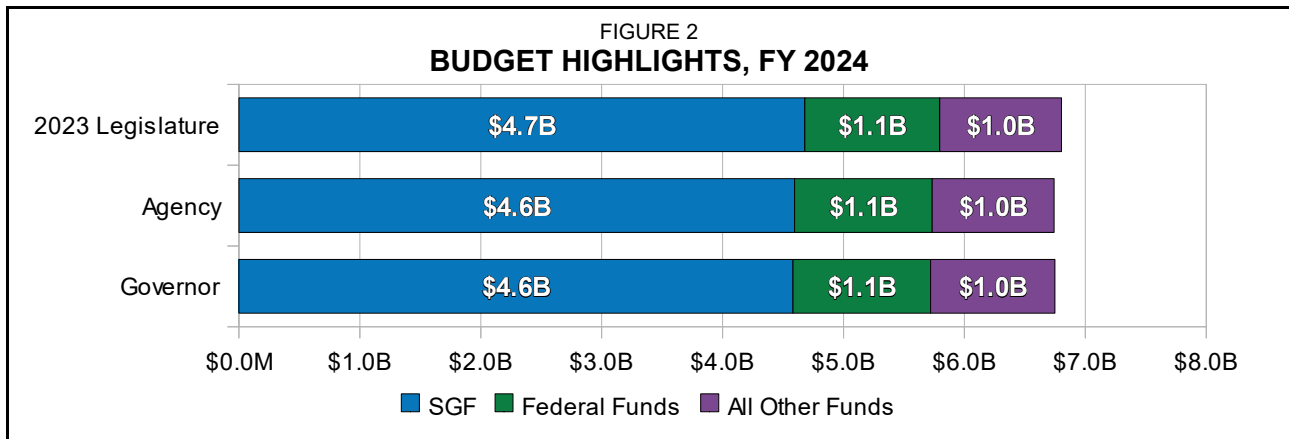
The State Board appoints a Commissioner of Education, who is responsible for the administration of KSDE and serves at the pleasure of the State Board. KSDE consists of three main offices:

- The **Office of the Commissioner** oversees those agency functions that provide services to the entire agency, including human resources and legal services.
- The **Division of Fiscal and Administrative Services** supervises the financial aspects of the agency, including preparation of the budget for KSDE and the distribution and audit of state aid payments to schools.
- The **Division of Learning Services** oversees the State's assessed and non-assessed curricular standards; state assessments; planning, research, data analysis, and reporting requirements; educator licensure; and the review of educator training programs at all Kansas institutions of higher education.

### EXECUTIVE SUMMARY

The 2023 Legislature approved a budget of \$6.8 billion, including \$4.7 billion from the State General Fund (SGF), for the Kansas State Department of Education for FY 2024. One adjustment has been made subsequently to that amount, which changes the current year approved amount without any legislative action required. The adjustment for this agency is:

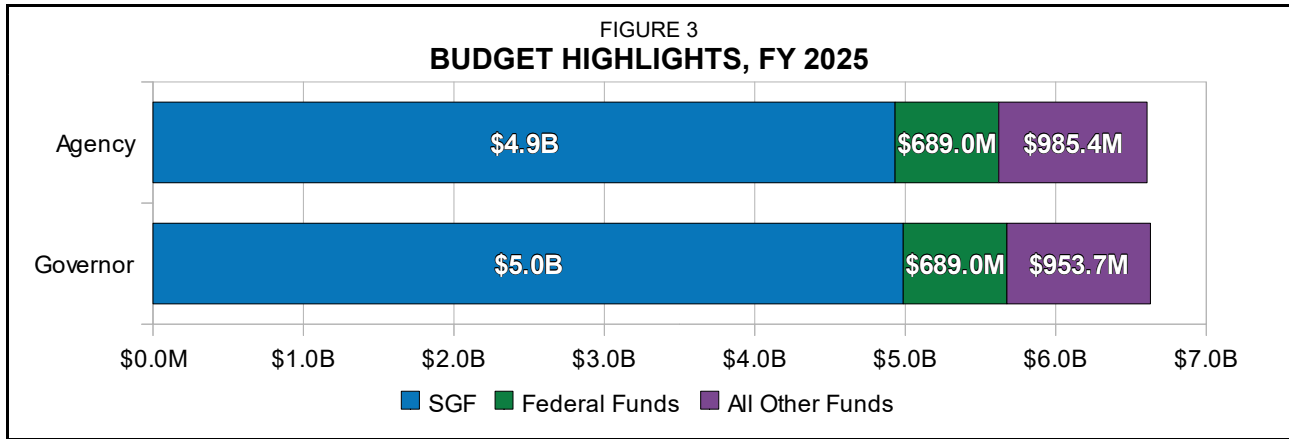
- **SGF REAPPROPRIATIONS.** \$113.5 million in unspent SGF was shifted from FY 2023 to FY 2024. This includes \$95.6 million in State Foundation Aid, \$15.8 million in Supplemental State Aid, \$1.1 million for the School District Juvenile Detention Facility & Flint Hills Job Corps Center Grants, \$886,758 for the Mental Health Intervention Team (MHIT) pilot program, and \$142,314 for Special Education Services Aid.



The **agency** requests a revised estimate of \$6.7 billion, including \$4.6 billion SGF, in expenditures and 267.85 FTE positions in FY 2024. This is an all funds decrease of \$60.2 million, or 0.9 percent, and an SGF decrease of \$84.0 million, or 1.8 percent, below the amount approved by the 2023 Legislature.

The SGF decrease is due to the agency's adjustments in State Foundation Aid and Supplemental State Aid to match the Spring 2023 Education Consensus Estimate (\$84.1 million SGF). The all funds decrease is mainly due to the SGF decrease, which is partially offset by an increase in revised estimates for COVID-19 federal funding-related expenditures. There is an increase of \$22.3 million, mainly in Elementary and Secondary School Emergency Relief (ESSER) III and Emergency Assistance to Non-Public Schools (EANS) funding, which the agency indicates will be used to pay the balance of existing contracts, including \$12.7 million for EANS I and EANS II contracts, \$10.9 million for learning loss contracts, and \$1.7 million for summer enrichment contracts. The ESSER III money must be spent within FY 2024 and the first three months of FY 2025.

The **Governor** recommends \$6.7 billion, including \$4.6 billion SGF, in expenditures and 267.85 FTE positions in FY 2024. This is an all funds increase of \$7.3 million, or 0.1 percent, and an SGF decrease of \$13.1 million, or 0.3 percent, from the agency's revised estimate in FY 2024. The only adjustments recommended by the Governor were to reflect the updated Fall 2023 Education Consensus Estimates.



The **agency** requests \$6.6 billion, including \$4.9 billion SGF, in expenditures and 268.9 FTE positions for FY 2025. This is an all funds decrease of \$135.0 million, or 2.0 percent, and an SGF increase of \$336.4 million, or 7.3 percent, above the revised FY 2024 estimate.

The SGF increase is mainly due to expected increases in State Foundation Aid of \$240.8 million, Special Education Services Aid of \$94.0 million, and Supplemental State Aid of \$20.0 million, offset by a decrease in KPERS-USD contributions of \$20.1 million, according to the Spring 2023 Education Caseloads Estimates.

The all funds decrease is primarily due to a decrease in federal aid to local units of \$420.0 million, mainly due to the end of ESSER III grant funding. Additionally, the expenditures from the statewide 20-mill tax levy for K-12 education is budgeted to decrease by \$15.9 million, according to the Spring 2023 Education Caseloads Estimate. These decreases are partially offset by the SGF increase from the Spring 2023 Caseloads Estimates.

The **Governor** recommends \$6.6 billion, including \$5.0 billion SGF, in expenditures and 267.9 FTE positions for FY 2025. This is an all funds increase of \$22.3 million, or 0.3 percent, and an SGF increase of \$54.1 million, or 1.1 percent, above the agency's FY 2025 request. The Governor's recommendation includes the changes recommended from the Fall 2023 Education Consensus Estimates, an all funds decrease of \$5.2 million, including a decrease of \$66.0 million SGF.

The Governor's recommendation also includes a reduction of \$93.4 million to the School District Finance Fund from the 20-mill property tax. The Governor recommends replacing this money with SGF funds.

The Governor's recommendation also includes three of the agency's enhancement requests for FY 2025, an additional \$3.0 million SGF to increase the number of school districts in the MHIT pilot program; an additional \$1.0 million SGF to fully fund the Mentor Teachers program; and an additional \$1.9 million SGF for professional development state aid. The recommendation also includes a modified version of the agency's enhancement request for Special Education State Aid. The Governor recommends including an increase of \$74.9 million SGF for the first year of a five-year plan to increase Special Education State Aid to 92.0 percent.

The recommendation also includes an additional \$4.0 million SGF so the agency can develop parallel assessments for virtual students for the annual state assessment, and includes three enhancements within the Children's Cabinet, including an additional \$35.0 million SGF and \$815,000 from the Children's Initiatives Fund (CIF).

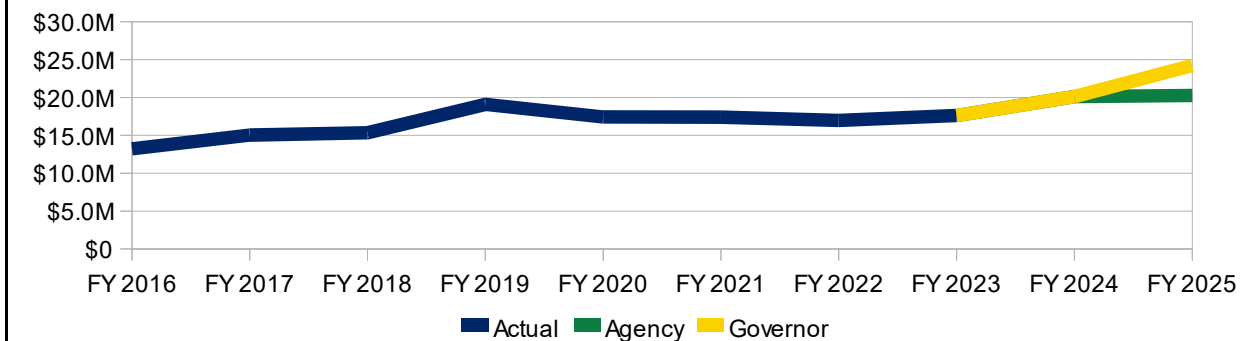
## EXPENDITURES AND FINANCING

FIGURE 4  
BUDGET SUMMARY BY CATEGORY OF EXPENDITURE, FY 2023 – FY 2025

Category of Expenditure:	Actual FY 2023	Agency FY 2024	Governor FY 2024	Agency FY 2025	Governor FY 2025
Salaries and Wages	\$ 21,800,325	\$ 24,412,859	\$ 24,412,859	\$ 24,493,460	\$ 24,413,460
Contractual Services	67,801,905	83,211,382	83,211,382	43,990,191	48,037,691
Commodities	602,457	357,363	357,363	556,454	555,954
Capital Outlay	528,462	176,171	176,171	261,616	259,616
Debt Service Interest	-	-	-	-	-
<i>Subtotal</i>	<i>\$ 90,733,149</i>	<i>\$ 108,157,775</i>	<i>\$ 108,157,775</i>	<i>\$ 69,301,721</i>	<i>\$ 73,266,721</i>
Aid to Local Units	6,428,562,000	6,524,706,792	6,531,991,521	6,419,389,126	6,401,920,764
Other Assistance	78,582,807	109,190,343	109,190,343	118,369,469	154,184,469
<i>Subtotal—Operating</i>	<i>\$ 6,597,877,956</i>	<i>\$ 6,742,054,910</i>	<i>\$ 6,749,339,639</i>	<i>\$ 6,607,060,316</i>	<i>\$ 6,629,371,954</i>
Capital Improvements	-	-	-	-	-
Debt Service Principal	-	-	-	-	-
<b>TOTAL</b>	<b>\$ 6,597,877,956</b>	<b>\$ 6,742,054,910</b>	<b>\$ 6,749,339,639</b>	<b>\$ 6,607,060,316</b>	<b>\$ 6,629,371,954</b>
<b>Financing:</b>					
State General Fund	\$ 4,372,657,207	\$ 4,596,284,260	\$ 4,583,171,126	\$ 4,932,707,217	\$ 4,986,761,208
Children's Initiative Fund	34,663,327	42,009,256	42,009,256	40,641,640	41,456,640
ELARF	41,389,547	43,788,676	43,788,676	42,826,858	42,826,858
Special Revenue Funds	202,864,155	7,199,203	7,199,203	6,816,954	6,816,954
Federal Funds	1,086,446,587	1,137,071,773	1,137,071,773	688,958,713	688,958,713
All Other Funds	859,857,133	915,701,742	936,099,605	895,108,934	862,551,581
<b>TOTAL</b>	<b>\$ 6,597,877,956</b>	<b>\$ 6,742,054,910</b>	<b>\$ 6,749,339,639</b>	<b>\$ 6,607,060,316</b>	<b>\$ 6,629,371,954</b>
FTE Positions	258.3	267.9	267.9	268.9	267.9

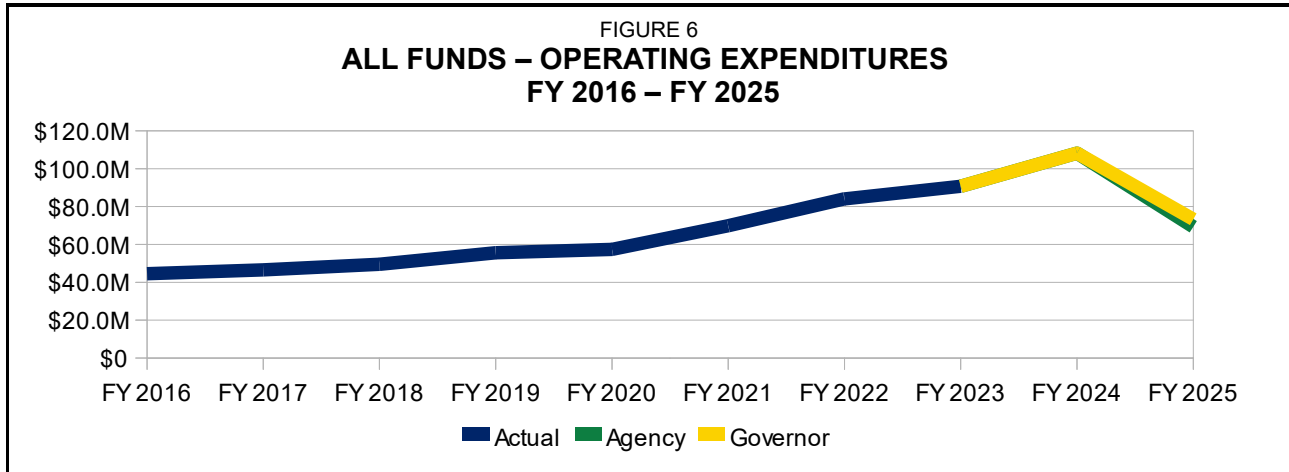
## STATE GENERAL FUND – OPERATING EXPENDITURES

FIGURE 5  
STATE GENERAL FUND – OPERATING EXPENDITURES  
FY 2016 – FY 2025



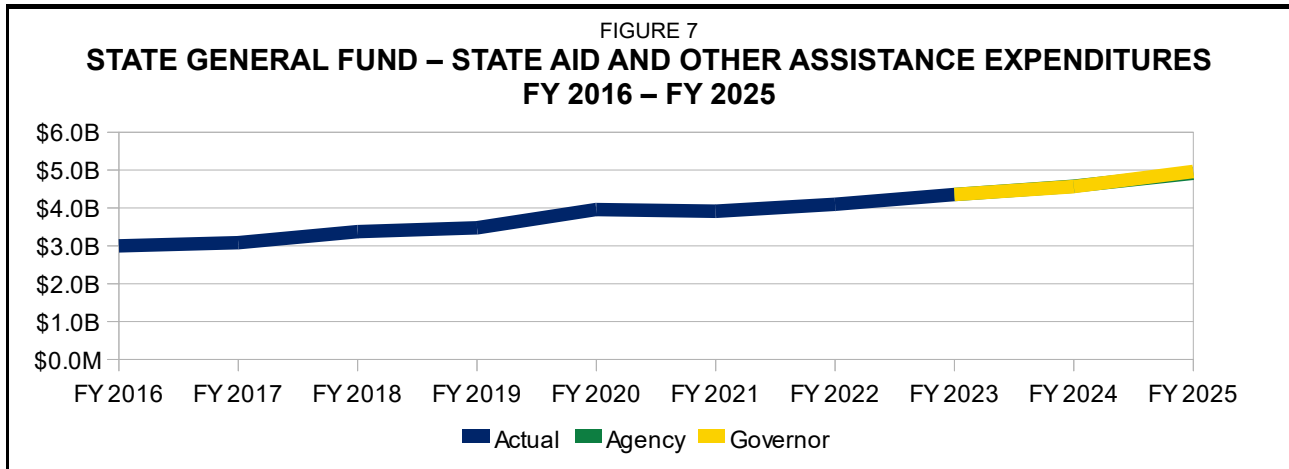
The agency's SGF expenditures for state operations averaged \$16.5 million from FY 2016 to FY 2023. The agency's FY 2024 revised estimate is \$20.1 million SGF for state operations. The agency's FY 2025 request is \$20.3 million SGF for state operations, which is an increase of \$132,982, or 0.66 percent.

## ALL FUNDS – OPERATING EXPENDITURES



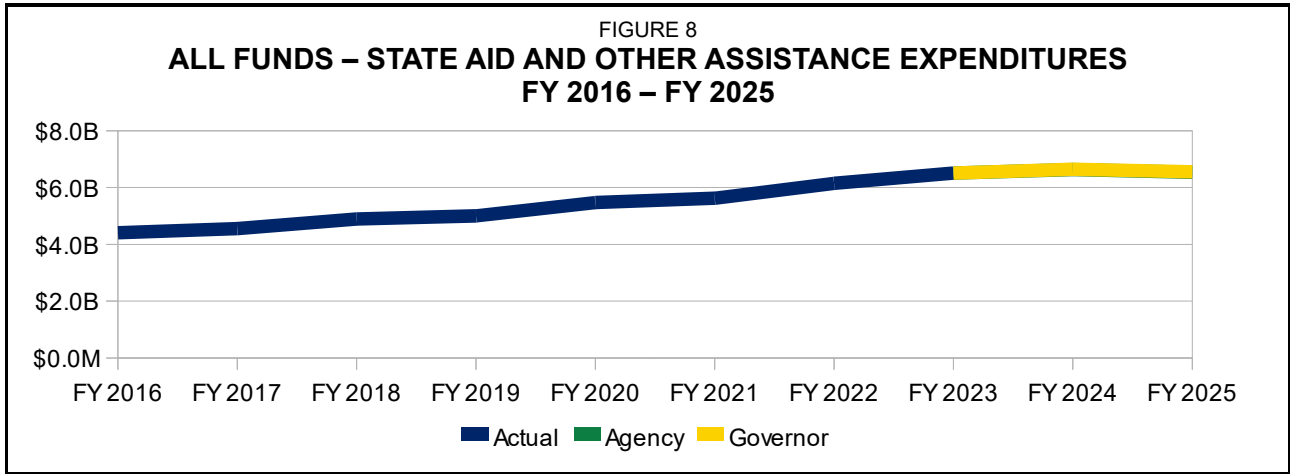
The agency's all funds expenditures for state operations averaged \$62.3 million from FY 2016 to FY 2023. The agency's FY 2024 revised estimate is \$108.2 million all funds for state operations. The agency's FY 2025 request is \$69.3 million all funds for state operations, which is a decrease of \$38.9 million, or 33.93 percent. This decrease is mainly due to the federal COVID-19 funding being spent in FY 2024 and not being continued into FY 2025.

## STATE GENERAL FUND – STATE AID AND OTHER ASSISTANCE



The agency's SGF expenditures for state aid and other assistance averaged \$3.7 billion from FY 2016 to FY 2023. The agency's FY 2024 revised estimate is \$4.6 billion SGF for state aid and other assistance. The agency's FY 2025 request is \$4.9 billion SGF for state aid and other assistance, which is an increase of \$336.3 million, or 7.35 percent. This increase is mainly due to increases in State Foundation Aid of \$240.8 million, Special Education Services Aid of \$94.0 million, and Supplemental State Aid of \$20.0 million, partially offset by a decrease in KPERS-USD contributions of \$20.1 million, according to the Spring 2023 Education Caseloads Estimates.

**ALL FUNDS – STATE AID AND OTHER ASSISTANCE**



The agency's all funds expenditures for state aid and other assistance averaged \$5.3 billion from FY 2016 to FY 2023. The agency's FY 2024 revised estimate is \$6.6 billion all funds for state aid and other assistance. The agency's FY 2025 request is \$6.5 billion all funds for state aid and other assistance, which is a decrease of \$96.1 million, or 1.45 percent. The decrease is primarily due to a decrease in federal aid to local units of \$420.0 million, mainly due to the end of ESSER III grant funding. Additionally, the expenditures from the statewide 20-mill tax levy for K-12 education is budgeted to decrease by \$15.9 million, according to the Spring 2023 Education Caseloads Estimate. These decreases are partially offset by the SGF increase from the Spring 2023 Caseloads Estimates.

# FY 2024 ANALYSIS

FIGURE 9

## SUMMARY OF BUDGET REQUEST, FY 2024

	SGF	All Funds	FTE
<b>Legislative Approved:</b>			
Amount Approved by 2023 Legislature	\$ 4,566,817,215	\$ 6,688,722,631	258.3
1. SGF Reappropriation	113,515,733	113,515,733	--
<i>Subtotal—Legislative Approved</i>	<u>\$ 4,680,332,948</u>	<u>\$ 6,802,238,364</u>	<u>258.3</u>
<b>Agency Revised Estimate:</b>			
Supplemental Request:			
2. Pay Plan Shortfall	\$ 87,297	\$ 87,297	--
<i>Subtotal—Supplemental Requests Only</i>	<u>\$ 87,297</u>	<u>\$ 87,297</u>	<u>--</u>
3. Spring 2023 Education Consensus Estimate	\$ (84,095,985)	\$ (84,095,985)	--
4. CTE Pilot	(40,000)	(40,000)	--
5. ESEA Federal Aid	-	27,914,224	--
6. Federal Early Childhood Projects Aid	-	7,565,458	--
7. Federal Special Education Aid	-	2,579,439	--
8. Federal School Food Assistance Aid	-	2,171,071	--
9. ARPA Capital Projects	-	(19,375,000)	--
10. CIF Reappropriation	-	1,367,616	--
11. KEY Fund Reappropriation	-	168,585	--
12. Private Donations	-	1,250,000	--
13. Transfer Cash Balance to SGF	-	-	--
14. All Other Adjustments	-	223,841	9.6
<i>Subtotal—Agency Revised Estimate</i>	<u>\$ 4,596,284,260</u>	<u>\$ 6,742,054,910</u>	<u>267.9</u>
<b>Governor's Recommendation:</b>			
15. Fall 2023 Education Consensus Estimate	\$ (13,113,134)	\$ 7,284,729	--
<b>TOTAL</b>	<u><b>\$ 4,583,171,126</b></u>	<u><b>\$ 6,749,339,639</b></u>	<u><b>267.9</b></u>

### LEGISLATIVE APPROVED

Subsequent to the 2023 Session, one adjustment was made to the \$6.7 billion, including \$4.7 billion SGF, appropriated to the Kansas State Department of Education for FY 2024. These adjustments change the current year approved amount without any legislative action required and include the following:

1. **SGF REAPPROPRIATION.** \$113.5 million in unspent SGF was shifted from FY 2023 to FY 2024. This includes \$95.6 million in State Foundation Aid, \$15.8 million in Supplemental State Aid, \$1.1 million for School District Juvenile Detention Facilities and Flint Hills Job Corps Center Grants, \$886,758 for the MHIT pilot program, and \$142,314 for Special Education Services Aid.

### AGENCY ESTIMATE

The **agency** requests a revised estimate of \$6.7 billion in expenditures in FY 2024, including \$4.6 billion SGF, \$43.8 million from ELARF, \$42.0 million from the CIF, and \$445,118 from the Kansas Endowment for Youth (KEY) Fund. The revised estimate also includes 267.9 FTE positions in FY 2024.

The revised estimate includes the following supplemental request:

2. **PAY PLAN SHORTFALL.** The revised estimate includes \$87,297 SGF in FY 2024 to account for a shortfall in appropriations for the Legislative Pay Plan in 2023 SB 25. The



2023 Legislature approved \$120.0 million, including \$40.0 million SGF, across all state agencies to provide salary adjustments for FY 2024 based on the Department of Administration Market Survey. This total amount was short by approximately \$11.8 million, including \$11.4 million SGF, statewide in FY 2024. To account for this, the State Finance Council prorated agency distribution of the available appropriations by approximately 20.0 percent. For KSDE, a supplemental appropriation of \$87,297 SGF in FY 2024 is required to achieve the intended effect of the Legislative Pay Plan in 2023 SB 25.

Absent the supplemental request, the revised estimate includes a decrease of \$60.3 million in base budget expenditures. Significant adjustments are as follows:

3. **SPRING 2023 EDUCATION CONSENSUS ESTIMATE.** The agency made an adjustment of a decrease of \$84.1 million SGF in FY 2024 to match the Spring 2023 Education Consensus numbers. This includes a decrease of \$69.5 million SGF for State Foundation Aid and a decrease of \$14.6 million SGF for Supplemental State Aid.
4. **CTE PILOT.** The agency lapsed \$40,000 SGF in FY 2024 for the Career Technical Education (CTE) Credential pilot program. Pursuant to KSA 72-3822, the program was only to exist for school year (SY) 2022-2023.
5. **ESEA FEDERAL AID.** The increase of \$27.9 million in FY 2024 is federal COVID-19 pandemic funding provided to support the federal Every Student Succeeds Act (ESSA), which reauthorized the federal Elementary and Secondary Education Act (ESEA) of 1965.
6. **FEDERAL EARLY CHILDHOOD PROJECTS AID.** The increase of \$7.6 million in FY 2024 is federal COVID-19 pandemic funding provided to support the development of the early childhood workforce registry and support the Early Childhood Capacity Accelerator grant program.
7. **FEDERAL SPECIAL EDUCATION AID.** The increase of \$2.6 million in FY 2024 is federal COVID-19 pandemic funding provided to help support special education, under the federal Individuals with Disabilities Education Act (IDEA), for children ages 3 through 21 with disabilities.
8. **FEDERAL SCHOOL FOOD ASSISTANCE AID.** The increase of \$2.2 million in FY 2024 is federal COVID-19 pandemic funding provided to help support nonprofit breakfast and national school lunch in schools and residential child care institutions, and meals and snacks for child care centers and day care homes.
9. **ARPA CAPITAL PROJECTS.** The decrease of \$19.4 million in FY 2024 is federal American Rescue Plan Act (ARPA) money. The Children's Cabinet was awarded \$40.0 million in ARPA funding to provide subgrants to early childhood education providers to assist with the capital costs of renovating or constructing new early childhood centers. These subgrants were originally expected to occur in FY 2023 and FY 2024, and they are now happening in FY 2024 and FY 2025. Therefore, there is a decrease of \$19.4 million in FY 2024 in expenditures for this grant and an increase of \$20.0 million in FY 2025.
10. **CIF REAPPROPRIATION.** \$1.4 million in unspent moneys from the Children's Initiatives Fund (CIF) was shifted from FY 2023 to FY 2024. Expenditures from these reappropriated funds occur within four programs: CIF Grants (\$759,688), Early Childhood Infrastructure (\$364,647), Parents as Teachers (\$186,168), and the Pre-K pilot program (\$57,113).



11. **KEY FUND REAPPROPRIATION.** \$168,585 in unspent moneys from the KEY Fund was shifted from FY 2023 to FY 2024.
12. **PRIVATE DONATIONS.** The increase of \$1.25 million in FY 2024 is due to the Children's Cabinet receiving a private grant from the Patterson Family Foundation. This money will be used to support the Early Childhood Capacity Accelerator grant program, which provides grants to early childhood providers with the goal of increasing capacity throughout Kansas.
13. **TRANSFER CASH BALANCE TO SGF.** The agency requests the authority to transfer the cash balance in the School District Capital Improvements Fund to the SGF in FY 2024. There is currently a cash balance of \$328 in the fund due to a check being received by a school district after the final 2023 payment was processed. Starting in FY 2024, Capital Improvement State Aid is being funded as a demand transfer, and the School District Capital Improvements Fund will no longer be used to process state aid payments. Therefore, the agency is requesting that language be added to the appropriations bill authorizing the transfer of this cash balance to the SGF in FY 2024.
14. **ALL OTHER ADJUSTMENTS.** The revised estimate includes an increase of \$223,841 in a variety of other expenditures, primarily in an additional \$238,021 in expenditures from the Teacher and Administrator Fee Fund. The revised estimate also includes an increase of 9.6 FTE positions. According to the agency, these positions will be funded by existing resources and are primarily funded by non-SGF money. The new positions include the following:
  - 1.0 FTE position for a **Legislative Analyst** in the Office of the Deputy Commissioner of Fiscal and Administrative Services;
  - 1.0 FTE position for a **Senior Administrative Assistant** in IT;
  - 3.0 FTE positions in teacher licensure;
  - 2.0 FTE positions in the Child Nutrition and Wellness program;
  - 1.0 FTE position for an **Education Program Consultant** in the Special Education Services program;
  - 1.0 FTE position for a **Public Service Executive** that primarily works with COVID-19 relief funds; and
  - 1.0 FTE position for a **Grant Manager** in the Kansas Children's Cabinet.

## **GOVERNOR'S RECOMMENDATION**

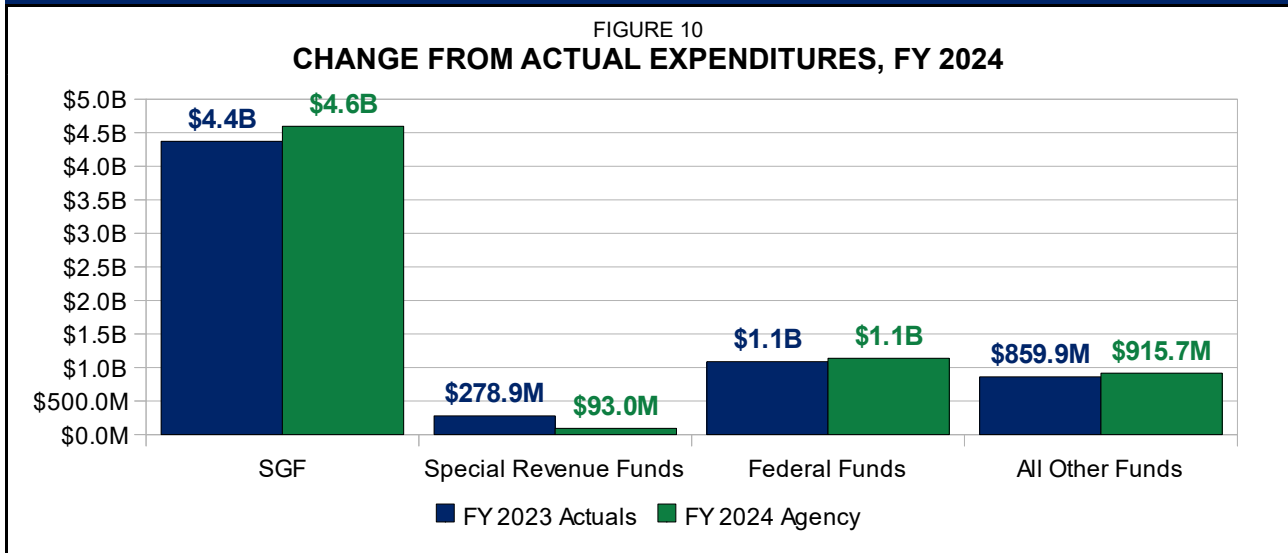
---

The **Governor** recommends \$6.7 billion, including \$4.6 billion SGF, in FY 2024. This is an all funds increase of \$7.3 million, or 0.1 percent, but an SGF decrease of \$13.1 million SGF, or 0.3 percent, from the agency's revised estimate. The **Governor's** recommendation also includes 267.85 FTE positions, which is the same as the agency's revised FY 2024 estimate.

The **Governor's** recommendation includes the following adjustment:

15. **FALL 2023 EDUCATION CONSENSUS ESTIMATE.** The Governor recommends an increase of \$7.3 million all funds, including a decrease of \$13.1 million SGF, to match the Fall 2023 Education Consensus Estimate numbers. This includes decreases in SGF, which include a decrease of \$12.4 million for State Foundation Aid, a decrease of \$714,470 for KPERS Non-USD employer contributions, and a decrease of \$341 for KPERS-USD employer contributions. It also includes a decrease of \$102,137 from the Mineral Production Fund. The Fall 2023 Education Consensus Estimate also includes increases of \$6.0 million in the School District Finance Fund, and \$14.5 million from the 20-mill levy.

# FY 2024 CHANGE FROM ACTUAL EXPENDITURES



The **agency** estimates revised expenditures of \$6.7 billion, including \$4.6 billion SGF, in FY 2024. This is an all funds increase of \$144.2 million, or 2.2 percent, and an SGF increase of \$223.6 million, or 5.1 percent, above the FY 2023 actual expenditures. The SGF increase is primarily due to the Capital Improvement State Aid moving to an SGF demand transfer in FY 2024 (\$203.0 million). The special revenue funds decrease of \$185.9 million is primarily due to Capital Improvement State Aid becoming an SGF demand transfer (\$196.6 million) rather than a special revenue fund expenditure. The all funds increase is primarily attributable to the SGF increase, offset by the special revenue funds decrease and the planned beginning of a decrease in federal funding relating to COVID-19 expenses between FY 2023 and FY 2024.

# FY 2025 ANALYSIS

FIGURE 11

## SUMMARY OF BUDGET REQUEST, FY 2025

	SGF	All Funds	FTE
<b>Agency Request:</b>			
Request without Major Changes	\$ 4,589,389,228	\$ 6,757,532,662	267.9
Enhancement Requests:			
1. Special Education Services State Aid	\$ 86,664,775	\$ 86,664,775	-
2. MHIT Pilot Program	3,000,000	3,000,000	-
3. Professional Development	1,900,000	1,900,000	-
4. Mentor Teacher Program	1,000,000	1,000,000	-
5. CTE Transportation	517,662	517,662	-
6. School Safety Auditor	85,000	85,000	1.0
<i>Subtotal—Enhancement Requests Only</i>	<u>\$ 93,167,437</u>	<u>\$ 93,167,437</u>	<u>1.0</u>
7. Spring 2023 Education Consensus Estimate	\$ 250,150,552	\$ 252,250,552	--
8. ESEA Federal Aid	-	(393,913,897)	--
9. Federal School Food Assistance Aid	-	(88,583,658)	--
10. Federal Special Education Aid	-	(36,514,238)	--
11. ARPA Capital Projects	-	20,000,000	--
12. Student Support and Academic Enrichment Grants	-	3,121,458	--
13. Additional Legislative Requests	-	-	--
<i>Subtotal—Agency Request</i>	<u>\$ 4,932,707,217</u>	<u>\$ 6,607,060,316</u>	<u>268.9</u>
<b>Governor's Recommendation:</b>			
14. Enhancements Not Recommended	\$ (602,662)	\$ (602,662)	(1.0)
15. Special Education Services State Aid	(11,786,250)	(11,786,250)	--
16. Fall 2023 Education Consensus Estimate	(66,020,568)	(5,164,450)	--
17. State Foundation Aid: Increase 20-Mill Exception	93,413,471	-	--
18. Parallel Test Virtual State Assessments	4,050,000	4,050,000	--
19. Children's Cabinet: Child Care Accelerator Grant	30,000,000	30,000,000	--
20. Children's Cabinet: Public-Private Partnership	5,000,000	5,000,000	--
21. Children's Cabinet: Incentives for Specialty Care	-	815,000	--
<b>TOTAL</b>	<u><b>\$ 4,986,761,208</b></u>	<u><b>\$ 6,629,371,954</b></u>	<u><b>267.9</b></u>

### AGENCY REQUEST

The agency requests \$6.6 billion in expenditures for FY 2025, including \$4.9 billion SGF, \$42.8 million from the ELARF, \$40.6 million from the CIF, and \$276,533 from the KEY Fund. This is an all funds decrease of \$135.0 million, or 2.0 percent, and an SGF increase of \$336.4 million, or 7.3 percent. The agency also requests 268.9 FTE positions for FY 2025.

The request includes \$93.2 million SGF and 1.0 FTE position for the following enhancement requests:

- SPECIAL EDUCATION SERVICES STATE AID.** The agency requests an additional \$86.7 million SGF to increase the percent of excess costs to 75.1 percent for FY 2025. The agency has developed a four-year plan to reach 92.0 percent excess costs. If the Legislature appropriated the requested funding in each fiscal year, the percent of excess costs would equal 75.1 percent for FY 2025, 81.5 percent for FY 2026, 87.1 percent for FY 2027, and 92.0 percent in FY 2028. The plan also assumes special education excess costs growth of 5.0 percent per year. The agency would annually recalculate the amount needed to reach 92.0 percent of excess costs by FY 2028.

2. **MENTAL HEALTH INTERVENTION TEAM PILOT PROGRAM.** The agency requests \$3.0 million SGF for additional MHIT Pilot Program funding for FY 2025. This would bring the total funding for the Program to \$16.5 million, all SGF. The agency estimates the additional funding would expand the program to another 15 to 25 unified school districts (USDs), depending on the size of the USDs and their programs. There are currently 90 school districts in the program in FY 2024.
3. **PROFESSIONAL DEVELOPMENT.** The agency requests \$1.9 million SGF for the Professional Development program for FY 2025. Per KSA 72-2551, professional development state aid should be the lesser of 0.5 percent of a school district's general fund or 50.0 percent of actual expenditures for an approved professional development program. Professional Development State Aid is to promote the continuous professional development of all certified personnel serving in K-12 schools in Kansas.

To encourage such activities, state law allows for the distribution of professional development state aid to school districts. Since FY 2018, state aid appropriated for this purpose has not been sufficient to cover the state aid entitlement allowed by statute. From FY 2018 through FY 2021, annual SGF appropriations of \$1.7 million were made, with funds in FY 2022 being eliminated. The program was appropriated \$1.8 million in FY 2023 and for FY 2024. The enhancement request would increase total funding for the program to \$3.7 million for FY 2025. This amount would cover 65.2 percent of the State obligation for FY 2025.

4. **MENTOR TEACHER PROGRAM.** The agency requests \$1.0 million SGF to provide additional funding for the Mentor Teacher Program for FY 2025. This program is governed by KSA 72-2561 through 72-2564, and specifies that probationary teachers are provided support and assistance from an on-site mentor teacher for the first three years of the probationary teacher's career. State law provides for aid to school districts for up to \$1,000 in aid per mentor teacher. The current funding for FY 2025 of \$1.3 million SGF provides stipends for mentors assisting first-year teachers (\$1,000), mentors assisting second-year teachers (\$500), and mentors assisting third-year teachers (\$250). This enhancement request would increase total funding for the program to \$2.3 million SGF for FY 2025, and would provide all mentor teachers in the program to receive the \$1,000 stipend, whether they are mentors for first-year teachers, second-year teachers, or third-year teachers.
5. **CTE TRANSPORTATION.** The agency requests \$517,622 SGF to provide additional funding for career and technical education (CTE) transportation for FY 2025. Under this program, the State reimburses school districts for a portion of the costs to transport 11th and 12th grade students to post-secondary vocational programs. Reimbursement is based on the total number of miles driven and the size of the vehicle used to transport the students. This enhancement request would increase total funding for the program to \$2.0 million SGF for FY 2025.
6. **SCHOOL SAFETY AUDITOR.** The agency requests \$85,000 SGF and 1.0 FTE position to create a new School Safety Auditor position to visit school districts, audit districts' safety plans, and make recommendations to districts on how to improve the physical security of their schools. According to the agency, current school safety staff at KSDE conduct school safety audits on occasion, but have other responsibilities that prevent them from devoting additional time to this task.

Absent the enhancement requests, the request includes a decrease of \$228.1 million, with an increase of \$243.3 million SGF, in base budget expenditures. Significant adjustments are as follows:

7. **SPRING 2023 EDUCATION CONSENSUS ESTIMATE.** The agency made an adjustment of an increase of \$252.3 million, including \$250.2 million SGF, for FY 2025 to match the Spring 2023 Education Consensus numbers. This includes the following adjustments:
  - An increase of \$240.8 million SGF for State Foundation Aid, for a total of \$2.6 billion SGF for FY 2025;
  - An increase of \$7.4 million SGF for Special Education State Aid, for a total of \$535.5 million SGF for FY 2025;
  - An increase of \$20.0 million SGF for Supplemental State Aid, for a total of \$590.0 million SGF for FY 2025; and
  - A decrease of \$15.9 million from the 20-mill local property tax levy, for a total of \$793.3 million for FY 2025.

This covers a BASE of \$5,388 per student, which is an increase of \$300, or 5.9 percent, above the FY 2024 BASE. FY 2025 will be the second year in which the BASE will increase by a three-year average of the Midwest CPI-U. The estimate for BASE was revisited in the fall of 2023 and will be revisited in the spring of 2024 before being finalized for FY 2025.

8. **ESEA FEDERAL AID.** The decrease of \$394.0 million for FY 2025 is due to the end of federal COVID-19 pandemic funding, including the ESSER III grant, in FY 2024.
9. **FEDERAL SCHOOL FOOD ASSISTANCE AID.** The decrease of \$88.6 million for FY 2025 is due to federal COVID-19 pandemic funding ending in FY 2024.
10. **FEDERAL SPECIAL EDUCATION AID.** The decrease of \$36.5 million for FY 2025 is due to federal COVID-19 pandemic funding ending in FY 2024.
11. **ARPA CAPITAL IMPROVEMENTS.** The increase of \$20.0 million for FY 2025 is federal ARPA money. The Children's Cabinet was awarded \$40.0 million in ARPA funding to provide subgrants to early childhood education providers to assist with the capital costs of renovating or constructing new early childhood centers. These subgrants were originally expected to occur in FY 2023 and FY 2024, and they are now happening in FY 2024 and FY 2025. Therefore, there is an increase of \$20.0 million in FY 2025 in expenditures for this grant.
12. **STUDENT SUPPORT AND ACADEMIC ENRICHMENT GRANTS.** The increase of \$3.1 million is federal funding specifically for the Title IV, Part A program to improve academic achievement by increasing the capacity of state education agencies (SEAs), local education agencies (LEAs), schools, and local communities to provide all students with access to a well-rounded education; improve school conditions for student learning; and to enhance the use of technology to improve the academic achievement and digital literacy of all students.

13. **ADDITIONAL LEGISLATIVE REQUESTS.** The agency also requests the following to be considered by the Legislature for FY 2025:

- **Inter-Fund Transfers.** The agency requests continued authority to allow the Director of the Budget to transfer funds between the agency's SGF accounts for FY 2025. The Legislature has authorized this language annually since 2019.
- **State Aid Distribution.** The agency requests proviso language that allows the agency to distribute state aid from the State Safety Fund whenever funds are available for FY 2025, rather than by November 1st. Because the agency expressed concern with the cash balance carried year to year, the Legislature has approved similar proviso language for every year since FY 2018.
- **Income Tax Refund Donations.** The agency requests continued authority for FY 2025 to distribute donations of income tax refunds made by Kansas taxpayers to all school districts. Under KSA 79-3221n, Kansas taxpayers may donate all or a portion of their income tax refund or donate funds in addition to their tax liability to a USD of their choice. The continued authority to distribute funding would be used when a specific school district is not chosen by the taxpayer donating funds.
- **New NAEP Account.** The agency requests the creation of a new fund to account for revenues and expenditures associated with the administration of the National Assessment of Educational Progress (NAEP) exam. Previously, this was funded by a grant from the U.S. Department of Education through fund 3592-3070. No expenditures would be made from the account in FY 2024, but the agency is asking it be appropriated in both FY 2024 and FY 2025 in order to have sufficient time to conduct the necessary cash transfers before FY 2025.
- **Communities in Schools Clarification.** On September 5, 2023, the agency received notification that Communities in Schools of Mid-America disassociated with the Communities in Schools network starting in FY 2024. Communities in Schools of Mid-America is now known as SparkWheel. The organization had been receiving \$50,000 per year from the Family and Children Investment Fund to support the Communities in Schools program. The agency requests guidance on whether the \$50,000 allocation should go to SparkWheel or to an organization officially affiliated with the Communities in Schools program.
- **Parallel Assessment Forms.** The agency requests that parallel assessment forms be used for the state assessments, so that in-person students and virtual students are assessed on the same standard using different questions. The agency indicates a concern about the possibility of a breach in security of the assessment otherwise, which would invalidate the entire assessment and the agency would not have state assessment data to report to the Legislature or the federal government for that grade and subject. The agency anticipates that developing and administering parallel assessments, as well as ensuring the security of virtual assessment, would be \$9.4 million, including \$5.3 million on-going costs, for FY 2025.

### **GOVERNOR'S RECOMMENDATION**

The **Governor** recommends \$6.6 billion, including \$5.0 billion SGF, \$42.8 million from the ELARF, \$41.5 million from the CIF, and \$276,533 from the KEY Fund. This is an all funds increase of \$22.3 million, or 0.3 percent, and an SGF increase of \$54.1 million, or 1.1 percent, above the agency's request for FY 2025. The Governor also recommends 267.9 FTE positions for FY 2025, which is a decrease of 1.0 FTE position below the agency's FY 2025 request.



The **Governor's** recommendation includes the following adjustments:

14. **ENHANCEMENTS NOT RECOMMENDED.** The Governor does not recommend adoption of the enhancement requests for CTE Transportation (Item 5) and for a new School Safety Auditor position (Item 6).
15. **SPECIAL EDUCATION SERVICES STATE AID.** Instead of a four-year plan for Special Education Services State Aid (Item 1), the Governor recommends a five-year plan. For FY 2025, this includes an additional \$74.9 million SGF to increase the percent of excess costs to 75.7 percent. To reach 92.0 percent, an additional \$74.9 million SGF will be included each year through FY 2029. If the Legislature appropriated the requested funding in each fiscal year, the percent of excess cost would equal 75.7 percent for FY 2025, 80.2 percent for FY 2026, 84.7 percent for FY 2027, 88.7 percent for FY 2028, and 92.0 percent for FY 2029. This results in an \$11.8 million SGF decrease from the agency's enhancement request.
16. **FALL 2023 EDUCATION CONSENSUS ESTIMATE.** The Governor recommends a decrease of \$5.2 million all funds, including a decrease of \$66.0 million SGF, to match the Fall 2023 Education Consensus Estimate numbers. This includes a decrease of \$4.9 million for KPERS Non-USD employer contributions and a decrease of \$1.3 million for KPERS USD employer contributions. It also includes an increase of \$4.0 million in a demand transfer for Capital Outlay State Aid and an increase of \$60.8 million all funds, including a decrease of \$63.8 million SGF, for State Foundation Aid.
17. **STATE FOUNDATION AID – INCREASE 20-MILL EXCEPTION.** The Governor recommends replacing \$93.4 million from the School District Finance Fund with SGF money. As part of the Governor's tax package, the Governor is including an increase for residential property tax exemption on the 20-mill property tax to \$100,000, which would reduce the revenue to the School District Finance Fund by \$93.4 million in FY 2025. The Governor recommends replacing that money with SGF funding instead.
18. **PARALLEL TEST VIRTUAL STATE ASSESSMENTS.** The Governor recommends an additional \$4.0 million SGF for the agency to develop parallel assessments for the annual state assessments. The 2023 Legislature enacted a new law that requires the agency to allow virtual students to take virtual state assessments instead of requiring these students to take the assessments in-person.
19. **CHILDREN'S CABINET – CHILD CARE ACCELERATOR GRANT.** The Governor recommends an additional \$30.0 million SGF for the construction and operation for child care providers to help increase capacity for child care within Kansas for FY 2025. This money is for people who cannot use the current federal funding. The \$30.0 million is a one-time amount to supplement the federal ARPA-SFRF money.
20. **CHILDREN'S CABINET – PUBLIC-PRIVATE PARTNERSHIP.** The Governor recommends \$5.0 million SGF for FY 2025 to fund a public-private partnership establishing ongoing, sustainable, community-level child care solutions within the Dane G. Hansen Foundation's 26 county footprint, mostly in rural Kansas counties. The Greater Northwest Kansas Community Foundation will administer the endowment. The endowment's goal is to sustain child care facilities, allow for higher wages, and allow more Kansans to enter the workforce by having access to reliable childcare.
21. **CHILDREN'S CABINET – INCENTIVES FOR SPECIALTY CARE.** The Governor recommends \$815,000 from the CIF to provide incentives for specialty infant care. Child Care Aware administers a pilot program called "Baby Steps," which provides additional financial incentives for providers who expand access specifically to infant care. The program is currently funded through private philanthropy and serves 53 programs in 20 rural counties.



## SUPPLEMENTAL AND ENHANCEMENT REQUESTS

FIGURE 12  
**SUPPLEMENTAL AND ENHANCEMENT REQUESTS, FY 2024 – FY 2025**

Request	Agency			Governor		
	SGF	All Funds	FTE	SGF	All Funds	FTE
<b>FY 2024 Supplemental:</b>						
1. Pay Plan Shortfall	\$ 87,297	\$ 87,297	-	\$ 87,297	\$ 87,297	-
<b>FY 2025 Enhancements:</b>						
2. Fall 2023 Education Consensus Estimate	\$ -	-	-	\$ (66,020,568)	\$ (5,164,450)	-
3. Special Education Services State Aid	86,664,775	\$ 86,664,775	-	74,878,525	74,878,525	-
4. MHIT Pilot Program	3,000,000	3,000,000	-	3,000,000	3,000,000	-
5. Professional Development State Aid	1,900,000	1,900,000	-	1,900,000	1,900,000	-
6. Mentor Teacher Program	1,000,000	1,000,000	-	1,000,000	1,000,000	-
7. CTE Transportation	517,662	517,662	-	-	-	-
8. School Safety Auditor	85,000	85,000	1.0	-	-	-
9. State Foundation Aid: Increase 20-Mill Exception	-	-	-	93,413,471	-	-
10. Parallel Test Virtual State Assessments	-	-	-	4,050,000	4,050,000	-
11. Children's Cabinet: Child Care Accelerator Grant	-	-	-	30,000,000	30,000,000	-
12. Children's Cabinet: Public-Private Partnership	-	-	-	5,000,000	5,000,000	-
13. Children's Cabinet: Incentives for Specialty Care	-	-	-	-	815,000	-
<b>TOTAL</b>	<u>\$ 93,167,437</u>	<u>\$ 93,167,437</u>	<u>1.0</u>	<u>\$ 147,221,428</u>	<u>\$ 115,479,075</u>	<u>-</u>

1. **PAY PLAN SHORTFALL.** The agency's revised estimate includes \$87,297 SGF in FY 2024 to account for a shortfall in appropriations for the Legislative Pay Plan in 2023 SB 25. The 2023 Legislature approved \$120.0 million, including \$40.0 million SGF, across all state agencies to provide salary adjustments for FY 2024 based on the Department of Administration Market Survey. This total amount was short by approximately \$11.8 million, including \$11.4 million SGF, statewide in FY 2024. To account for this, the State Finance Council prorated agency distribution of the available appropriations by approximately 20.0 percent. For KSDE, a supplemental appropriation of \$87,297 SGF in FY 2024 is required to achieve the intended effect of the Legislative Pay Plan in 2023 SB 25.

**The Governor recommends adoption of this request.**

2. **FALL 2023 EDUCATION CONSENSUS CASELOADS.** The **Governor** recommends a decrease of \$5.2 million all funds, including a decrease of \$66.0 million SGF, to match the Fall 2023 Education Consensus Estimate numbers. This includes a decrease of \$4.9 million for KPERs Non-USD employer contributions and a decrease of \$1.3 million for KPERs USD employer contributions. It also includes an increase of \$4.0 million in a demand transfer for Capital Outlay State Aid and an increase of \$60.8 million all funds, including a decrease of \$63.8 million SGF, for State Foundation Aid.
3. **SPECIAL EDUCATION SERVICES STATE AID.** KSA 72-3422 provides for Special Education Services State Aid to equal 92.0 percent of excess costs for special education in Kansas. Percentage of excess costs for FY 2025 were expected to equal 69.3 percent during the Fall 2023 Education Consensus Estimates. Since federal and state law requires the provision of special education services, school districts must finance any excess costs not funded by the State from their general funds or supplemental general funds, reducing the amount available for general education services.

The **agency** requests an additional \$86.7 million, all SGF, for FY 2025. This would increase the percent of excess costs to 75.1 percent for FY 2025. The agency has developed a four-year plan to reach 92.0 percent excess costs, which is listed below.

<b>SPECIAL EDUCATION STATE AID ENHANCEMENT REQUEST: 4-YEAR PLAN</b>			
<u>Fiscal Year</u>	<u>State Aid</u>	<u>-</u>	<u>Additional Cost</u>
2025	\$ 622,183,593	75.1 %	\$ 86,664,775
2026	708,848,369	81.5	86,667,776
2027	795,716,144	87.1	86,667,776
2028	882,177,919	92.0	86,667,776

If the Legislature appropriated the requested funding in each fiscal year, the percent of excess cost would equal 75.1 percent for FY 2025, 81.5 percent for FY 2026, 87.1 percent for FY 2027, and 92.0 percent in FY 2028. The plan also assumes special education excess costs growth of 5.0 percent per year. The agency would annually recalculate the amount needed to reach 92 percent of excess costs by FY 2028.

The **Governor** recommends \$74.9 million SGF each year from FY 2025 to FY 2029. This would increase the percent of excess costs to 75.7 percent for FY 2025. The Governor's office has developed a five-year plan to reach 92.0 percent excess costs, which is listed below.

<b>SPECIAL EDUCATION STATE AID GOVERNOR'S RECOMMENDATION: 5-YEAR PLAN</b>			
<u>Fiscal Year</u>	<u>State Aid</u>	<u>-</u>	<u>Additional Cost</u>
2025	\$ 610,397,343	75.7 %	\$ 74,878,525
2026	685,275,868	80.2	74,878,525
2027	760,154,393	84.7	74,878,525
2028	835,032,918	88.7	74,878,525
2029	909,911,441	92.0	74,878,525

If the Legislature appropriated the requested funding in each fiscal year, the percent of excess cost would equal 75.7 percent for FY 2025, 80.2 percent for FY 2026, 84.7 percent for FY 2027, 88.7 percent in FY 2028, and 92.0 percent in FY 2029.

- 4. MENTAL HEALTH INTERVENTION TEAM PILOT PROGRAM.** The **agency** requests \$3.0 million SGF for additional MHIT Pilot Program funding for FY 2025. This would bring the total funding for the program to \$16.5 million, all SGF. The agency estimates the additional funding would expand the program to another 15 to 25 USDs, depending on the size of the USDs and their programs. There are currently 90 school districts in the program in FY 2024.

**The Governor recommends adoption of this request.**

- 5. PROFESSIONAL DEVELOPMENT STATE AID.** The **agency** requests \$1.9 million SGF for the Professional Development program for FY 2025. Per KSA 72-2551, Professional Development State Aid should be the lesser of 0.5 percent of a school district's general fund or 50.0 percent of actual expenditures for an approved professional development program. Professional Development State Aid is to promote the continuous professional development of all certified personnel serving in K-12 schools in Kansas.

To encourage such activities, state law allows for the distribution of Professional Development State Aid to school districts. Since FY 2018, state aid appropriated for this purpose has not been sufficient to cover the state aid entitlement allowed by statute. From FY 2018 through FY 2021, annual SGF appropriations of \$1.7 million were made, with funds in FY 2022 being eliminated. The program was appropriated \$1.8 million in FY 2023 and for FY 2024. The enhancement request would increase total funding for

the program to \$3.7 million for FY 2025. This amount would cover 65.2 percent of the state obligation for FY 2025.

**The Governor recommends adoption of this request.**

- 6. MENTOR TEACHER PROGRAM.** The **agency** requests \$1.0 million SGF to provide additional funding for the Mentor Teacher Program for FY 2025. This program is governed by KSA 72-2561 through 72-2564, and specifies that probationary teachers are provided support and assistance from an on-site mentor teacher for the first three years of the probationary teacher's career. State law provides for aid to school districts for up to \$1,000 in aid per mentor teacher. The current funding for FY 2025 of \$1.3 million SGF provides stipends for mentors assisting first-year teachers (\$1,000), mentors assisting second-year teachers (\$500), and mentors assisting third-year teachers (\$250). This enhancement request would increase total funding for the program to \$2.3 million SGF for FY 2025, and would provide all mentor teachers in the program to receive the \$1,000 stipend, whether they are mentors for first-year teachers, second-year teachers, or third-year teachers.

**The Governor recommends adoption of this request.**

- 7. CAREER AND TECHNICAL EDUCATION TRANSPORTATION.** The **agency** requests \$517,622 SGF to provide additional funding for career and technical education (CTE) transportation for FY 2025. Under this program, the State reimburses school districts for a portion of the costs to transport 11th and 12th grade students to postsecondary vocational programs. Reimbursement is based on the total number of miles driven and the size of the vehicle used to transport the students. This enhancement request would increase total funding for the program to \$2.0 million SGF for FY 2025.

**The Governor does not recommend adoption of this request.**

- 8. SCHOOL SAFETY AUDITOR.** The **agency** requests \$85,000 SGF and 1.0 FTE position to create a School Safety Auditor position within the agency. The primary responsibilities for this position would be to travel to school districts, audit districts' safety plans, and make recommendations to districts on how to improve the physical security of their schools. According to the agency, current school safety staff at KSDE conduct school safety audits on occasion, but have other responsibilities that prevent them from devoting additional time to this task.

**The Governor does not recommend adoption of this request.**

- 9. STATE FOUNDATION AID – INCREASE 20-MILL EXCEPTION.** The **Governor** recommends replacing \$93.4 million from the School District Finance Fund with SGF money. As part of the Governor's tax package, the Governor is including an increase for residential property tax exemption on the 20-mill property tax to \$100,000, which would reduce the revenue to the School District Finance Fund by \$93.4 million in FY 2025. The Governor recommends replacing that money with SGF funding instead.
- 10. PARALLEL TEST VIRTUAL STATE ASSESSMENTS.** The **Governor** recommends an additional \$4.0 million SGF for the agency to develop parallel assessments for the annual state assessments. The 2023 Legislature enacted a new law that requires the agency to allow virtual students to take virtual state assessments instead of requiring these students to take the assessments in-person.

11. **CHILDREN'S CABINET – CHILD CARE ACCELERATOR GRANT.** The **Governor** recommends an additional \$30.0 million SGF for the construction and operation for child care providers to help increase capacity for child care within Kansas for FY 2025. This money is for people who cannot use the current federal funding. The \$30.0 million is a one-time amount to supplement the federal ARPA-SFRF money.
12. **CHILDREN'S CABINET – PUBLIC-PRIVATE PARTNERSHIP.** The **Governor** recommends \$5.0 million SGF for FY 2025 to fund a public-private partnership establishing ongoing, sustainable, community-level childcare solutions within the Dane G. Hansen Foundation's 26 county footprint, mostly in rural Kansas counties. The Greater Northwest Kansas Community Foundation will administer the endowment. The endowment's goal is to sustain child care facilities, allow for higher wages, and allow more Kansans to enter the workforce by having access to reliable childcare.
13. **CHILDREN'S CABINET – INCENTIVES FOR SPECIALTY CARE.** The **Governor** recommends \$815,000 from the CIF to provide incentives specifically for infant care. Across the state, the lack of infant slots limits the accessibility of care for families. Child Care Aware administers a pilot program called "Baby Steps," which provides additional financial incentives for providers who expand access to specialty infant care. The program is currently funded through private philanthropy and serves 53 programs in 20 rural counties.

## **SPECIAL TOPICS**

### **FY 2024 EDUCATION CONSENSUS ADJUSTMENT**

The Governor recommends adoption of the Fall 2023 Education Consensus Estimates in FY 2024. For school finance, the Governor recommends decreased expenditures of \$7.1 million all funds, or 0.1 percent, and a decrease of \$27.5 million SGF, or 0.6 percent, below the approved amount and below the agency's revised estimate. The individual components of the Fall 2023 Education Consensus Estimate for FY 2024 are described below.

#### **SCHOOL FINANCE – STATE FOUNDATION AID**

The Governor recommends expenditures of \$3.5 billion, including \$2.6 billion SGF, for State Foundation Aid in FY 2024. This is an all funds decrease of \$8.0 million, including an SGF decrease of \$12.4 million, below the FY 2024 approved amount. The decrease is primarily attributable to an increase of \$14.5 million from the statewide 20-mill property tax and an increase of \$6.0 million in the School District Finance Fund (optional local property taxes) above the FY 2024 approved amounts. Based on the State Foundation Aid formula, those are deducted from the State's total obligation as part of the Local Option Budget (LOB). The increase in deductions is partially offset by an increase in Virtual State Aid of \$8.0 million and an increase in weighted FTE enrollment of 28,000 above the FY 2024 approved amounts.

#### **SCHOOL FINANCE – SUPPLEMENTAL STATE AID**

The Governor recommends expenditures of \$570.0 million SGF for Supplemental State Aid in FY 2024. This is a decrease of \$14.6 million SGF from the FY 2024 approved amount. Supplemental State Aid provides equalization aid for school districts' Local Option Budgets.

#### **SCHOOL FINANCE – SPECIAL EDUCATION STATE AID**

The Governor recommends expenditures of \$528.2 million SGF for Special Education State Aid in FY 2024. This is the same as the FY 2024 approved amount. The Fall 2023 Education Consensus Estimates project that Special Education State Aid will cover 69.3 percent of excess costs in FY 2024.

#### **SCHOOL FINANCE – CAPITAL OUTLAY STATE AID**

The Governor recommends expenditures of \$94.0 million SGF for Capital Outlay State Aid in FY 2024. This is the same as the FY 2024 approved amount. Capital Outlay State Aid provides equalization aid for school districts' optional capital outlay property taxes, which may not exceed eight mills. Expenditures for Capital Outlay State Aid are a demand transfer from the SGF. They are considered normal SGF expenditures; however, there is no line-item appropriation in the appropriations bill.

#### **SCHOOL FINANCE – CAPITAL IMPROVEMENT STATE AID**

The Governor recommends expenditures of \$203.0 million, all from special revenue funds, for Capital Improvement State Aid in FY 2024. This is the same as the the FY 2024 approved amount. Capital Improvement State Aid provides equalization aid for school districts' bonded indebtedness incurred for capital construction projects.

#### **KPERS-USDS**

The Governor recommends expenditures of \$531.9 million SGF for KPERS-USDs in FY 2024. This is a decrease of \$341 below the FY 2024 approved amount.

#### **KPERS-NON-USDS**

The Governor recommends expenditures of \$72.9 million, including \$29.1 million SGF, for KPERS-Non-USDs in FY 2024. This is a decrease of \$714,470 SGF below the FY 2024 approved amount.

## **SPECIAL TOPICS**

### **FY 2025 EDUCATION CONSENSUS ADJUSTMENT**

The Governor recommends adoption of the Fall 2023 Education Consensus Estimates for FY 2025. For school finance, the Governor recommends an increase of \$10.0 million all funds, or 0.2 percent, above the approved amount and the agency's request, and a decrease of \$50.9 million SGF, or 1.1 percent, below the approved amount and the agency's request. The individual components of the Fall 2023 Education Consensus Estimates for FY 2025 are described below:

#### **SCHOOL FINANCE—STATE FOUNDATION AID**

The Governor recommends expenditures of \$3.7 billion, including \$2.8 billion SGF, for State Foundation Aid for FY 2025. This is an all funds decrease of \$3.0 million, and an SGF decrease of \$63.8 million, below the FY 2025 approved amount. The decrease is primarily attributable to an increase of \$56.8 million from the statewide 20-mill property tax and an increase of \$6.0 million in the School District Finance Fund (optional local property taxes) above the FY 2024 approved amounts. Based on the State Foundation Aid formula, those are deducted from the State's total obligation as part of the LOB. The increase in deductions is partially offset by an increase in Virtual State Aid of \$8.0 million above the FY 2024 approved amounts. The Fall 2023 estimate also includes a slight decrease in BASE rate from the FY 2025 approved, from \$5,388 to \$5,381 per weighted FTE student for FY 2025, as well as a decrease in weighted FTE enrollment of 1,150.

#### **SCHOOL FINANCE – SUPPLEMENTAL STATE AID**

The Governor recommends expenditures of \$590.0 million SGF for Supplemental State Aid for FY 2025. This is the same as the FY 2025 approved amount. Supplemental State Aid provides equalization aid for school districts' Local Option Budgets.

#### **SCHOOL FINANCE – SPECIAL EDUCATION STATE AID**

The Governor recommends expenditures of \$535.5 million SGF for Special Education State Aid for FY 2024. This is an increase of \$151.0 million above the FY 2025 approved amount. The Fall 2023 Education Consensus Estimates project that Special Education State Aid will cover 66.4 percent of excess costs for FY 2025.

#### **SCHOOL FINANCE – CAPITAL OUTLAY STATE AID**

The Governor recommends expenditures of \$97.0 million SGF for Capital Outlay State Aid for FY 2025. This is an increase of \$4.0 million above the FY 2025 approved amount. Capital Outlay State Aid provides equalization aid for school districts' optional capital outlay property taxes, which may not exceed eight mills. Expenditures for Capital Outlay State Aid are a demand transfer from the SGF. As such, they are considered normal SGF expenditures; however, there is no line-item appropriation in the appropriations bill.

#### **SCHOOL FINANCE – CAPITAL IMPROVEMENT STATE AID**

The Governor recommends expenditures of \$205.0 million, all SGF, for Capital Improvement State Aid for FY 2025. This is the same as the FY 2025 approved amount.

#### **KPERS—USDS**

The Governor recommends expenditures of \$506.3 million SGF for KPERS-USDs for FY 2025. This is a decrease of \$4.9 million below the FY 2025 approved amount.

#### **KPERS—NON-USDS**

The Governor recommends expenditures of \$68.0 million, including \$25.2 million SGF, for KPERS-Non-USDs for FY 2025. This is a decrease of \$1.3 million SGF below the FY 2025 approved amount.



## PROGRAMS OVERVIEW

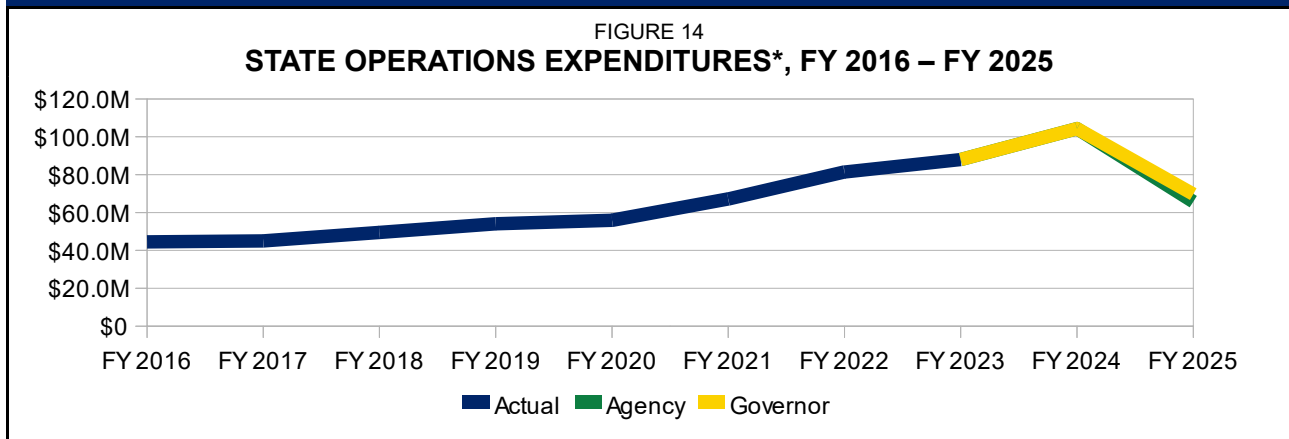
FIGURE 13

### EXPENDITURES AND FTE POSITIONS BY PROGRAM, FY 2023 – FY 2025

Programs	Actual FY 2023	Agency FY 2024	Governor FY 2024	Agency FY 2025	Governor FY 2025
<b>Operating Expenditures*:</b>					
Administration	\$ 49,069,245	\$ 61,598,806	\$ 61,598,806	\$ 23,717,537	\$ 23,632,537
Career & Technical Education	1,437,556	1,578,706	1,578,706	1,611,558	1,611,558
Child Nutrition & Wellness	3,374,607	3,540,312	3,540,312	3,814,630	3,814,630
Financial Aid	2,862,611	4,800,000	4,800,000	4,800,000	4,800,000
Governance of Education	391,866	422,093	422,093	418,406	418,406
Special Education Services	16,585,752	17,394,832	17,394,832	15,576,182	15,576,182
Standards & Assessments	10,063,202	11,185,474	11,185,474	11,627,503	15,677,503
Title Programs & Services	4,190,323	3,767,081	3,767,081	4,169,880	4,169,880
<i>Subtotal–Operating</i>	<u>\$ 87,975,162</u>	<u>\$ 104,287,304</u>	<u>\$ 104,287,304</u>	<u>\$ 65,735,696</u>	<u>\$ 69,700,696</u>
<b>State Aid and Other Assistance*:</b>					
Administration	\$ 483,054,707	\$ 395,849,737	\$ 395,849,737	\$ 94,722,924	\$ 94,722,924
Child Nutrition & Wellness	94,443	-	-	-	-
Financial Aid	5,987,937,529	6,195,768,958	6,203,053,687	6,400,670,953	6,383,202,591
Special Education Services	-	-	-	950,000	950,000
Standards & Assessments	2,244,552	2,408,829	2,408,829	2,270,083	2,270,083
Title Programs & Services	624,586	643,394	643,394	625,611	625,611
Children's Cabinet	33,188,990	39,226,217	39,226,217	38,519,024	74,334,024
<i>Subtotal–Aid and Other Asst.</i>	<u>\$ 6,506,520,221</u>	<u>\$ 6,633,897,135</u>	<u>\$ 6,641,181,864</u>	<u>\$ 6,537,758,595</u>	<u>\$ 6,556,105,233</u>
<b>Children's Cabinet</b>					
Operating Expenditures	\$ 2,757,987	\$ 3,870,471	\$ 3,870,471	\$ 3,566,025	\$ 3,566,025
<b>GRAND TOTAL</b>	<u><b>\$ 6,597,253,370</b></u>	<u><b>\$ 6,742,054,910</b></u>	<u><b>\$ 6,749,339,639</b></u>	<u><b>\$ 6,607,060,316</b></u>	<u><b>\$ 6,629,371,954</b></u>
<b>FTE Positions:</b>					
Administration	135.1	141.3	141.3	142.3	141.3
Career & Technical Education	12.4	12.6	12.6	12.6	12.6
Child Nutrition & Wellness	32.7	33.5	33.5	33.5	33.5
Children's Cabinet	7.0	8.0	8.0	8.0	8.0
Financial Aid	-	-	-	-	-
Governance of Education	1.0	1.0	1.0	1.0	1.0
Special Education Services	25.5	26.6	26.6	26.6	26.6
Standards & Assessments	30.2	30.0	30.0	30.0	30.0
Title Programs & Services	14.3	14.9	14.9	14.9	14.9
<b>TOTAL</b>	<u><b>258.3</b></u>	<u><b>267.9</b></u>	<u><b>267.9</b></u>	<u><b>268.9</b></u>	<u><b>267.9</b></u>



## STATE OPERATIONS EXPENDITURES\*\*



\*Staff note: These expenditures do not include operating expenditures for the Children's Cabinet.

- STATUTORY BASIS:** • KSA 72-5170, 72-1250 through 72-2167, 72-5131 through 72-5176, 72-1167, 72-2171, 72-242 through 72-263, 72-17,132 through 72-17,148, 72-3403, *et seq.*, 72-3810, *et seq.*
- PROGRAM GOALS:**
- Access and distribute state and federal revenues to local education agencies and other qualifying organizations.
  - Verify the fiscal accountability of all USDs, special education interlocals, cooperatives, service centers, child care centers, and non-public entities.
  - Ensure Kansas educators are qualified and prepared to improve the learning of Kansas students.
  - Ensure that all educational systems in Kansas achieve Kansas Education Systems Accreditation (FY 2018 was the first year of KESA).
  - Develop active communication and partnerships with families, communities, business stakeholders, constituents, and policy partners.

State Operations Expenditures include all expenditures for salaries and wages, contractual services, commodities, and capital outlay within KSDE, with the exception of

expenditures for the Kansas Children's Cabinet. Expenditures for the Children's Cabinet are detailed in a subsequent table.

FIGURE 15  
STATE OPERATIONS FINANCING, FY 2023 – FY 2025

Fund	Actual FY 2023	Agency FY 2024	Governor FY 2024	Agency FY 2025	Governor FY 2025
SGF	\$ 17,624,437	\$ 20,117,526	\$ 20,117,526	\$ 20,250,508	\$ 24,215,508
Federal Funds	65,764,012	78,609,985	78,609,985	40,309,833	40,309,833
All Other Funds	4,624,931	5,559,793	5,559,793	5,175,355	5,175,355
<b>TOTAL</b>	<b>\$ 88,013,380</b>	<b>\$ 104,287,304</b>	<b>\$ 104,287,304</b>	<b>\$ 65,735,696</b>	<b>\$ 69,700,696</b>
<b>Percent Change:</b>					
SGF	18.5 %	14.1 %	-- %	0.7 %	19.6 %
All Funds	28.1 %	18.5 %	-- %	(37.0) %	6.0 %
FTE Positions	251.3	259.9	259.9	260.9	259.9

### BUDGET ANALYSIS

#### FY 2024 REVISED ESTIMATE

The **agency's** revised request for \$104.3 million in FY 2024 is an increase of \$21.6 million, or 26.07 percent, above the FY 2024

approved amount. This increase above the approved budget is mainly due to an increase in federal funding for ESEA of \$21.6 million.

The increase of 8.6 FTE positions in FY 2024 is for additional staffing in the administrative, child nutrition and wellness, special education, career and technical education, and title programs and services programs.

The **Governor** concurs with the agency's revised request for FY 2024.

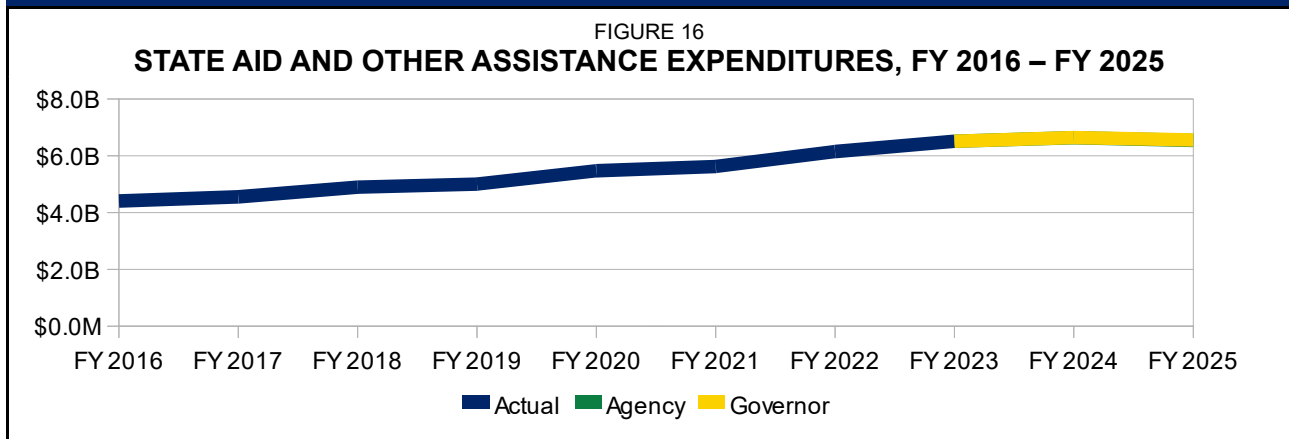
#### **FY 2025 REQUEST**

The **agency's** request for \$65.7 million for FY 2025 is a decrease of \$38.6 million, or 37.1 percent, below the revised FY 2024 request. This is mainly attributable to a decrease in federal funding for ESEA of \$36.1 million.

The increase of 1.0 FTE position for FY 2025 is for a school safety auditor within the administrative program.

The **Governor** recommends \$69.7 million for FY 2025, which is an increase of \$4.0 million above the agency's request. This is mainly attributable to the Governor's recommendation for \$4.0 million for a parallel test for virtual students for the state assessment, along with a decrease of \$85,000 and 1.0 FTE position as the Governor did not recommend the agency's enhancement request for a school safety auditor.

## STATE AID AND OTHER ASSISTANCE



**STATUTORY BASIS:** • KSA 72-5131–5176 (KSEEA); KSA 72-53,126 (Capital Outlay); KSA 72-5462 (Capital Improvement); KSA 72-3422, 72-3425, and 72-3440 (SPED); KSA 72-17,132–17,148 (Food Service); KSA 72-4161–4166 (Parents as Teachers); KSA 72-4005–4010 (Driver Education); KSA 72-1173 (Juvenile Detention Facilities)

**PROGRAM GOALS:** • Provide financial support that will assist local education agencies in meeting the educational needs of students.

State Aid and Other Assistance includes all state aid to school districts, as well as most grants provided to local agencies and individuals. It also includes state aid to the Children's Cabinet.

FIGURE 17  
STATE AID AND LOCAL ASSISTANCE FINANCING, FY 2023 – FY 2025

	Actual FY 2023	Agency FY 2024	Governor FY 2024	Agency FY 2025	Governor FY 2025
SGF	\$ 4,469,489,182	\$ 4,576,166,734	\$ 4,563,053,600	\$ 4,912,456,709	\$ 4,962,545,700
Federal Funds	1,075,092,424	1,057,650,339	1,057,650,339	647,608,665	647,608,665
All Other Funds	1,131,800,547	1,000,080,062	1,020,477,925	977,693,221	945,950,868
<b>TOTAL</b>	<b>\$ 6,676,382,153</b>	<b>\$ 6,633,897,135</b>	<b>\$ 6,641,181,864</b>	<b>\$ 6,537,758,595</b>	<b>\$ 6,556,105,233</b>
<b>Percent Change:</b>					
SGF	6.2 %	2.4 %	(0.3) %	7.3 %	1.0 %
All Funds	5.9 %	(0.6) %	0.1 %	(1.4) %	0.3 %
FTE Positions	-	-	-	-	-

### BUDGET ANALYSIS

#### FY 2024 REVISED ESTIMATE

The **agency** submits a revised estimate for \$6.6 billion, including \$4.6 billion SGF, for state aid and other assistance in FY 2024. This is a decrease of \$82.2 million, or 1.2 percent, below the FY 2024 approved amount. This decrease below the approved budget is mainly due to the agency's adjustment for the Spring 2023 Education Consensus Estimate, which reduced state aid by \$84.1 million SGF. This is partially offset by an increase in private donations of \$1.3 million and an increase in CIF

expenditures of \$1.0 million for CIF grants (\$759,688), the parent education program (\$186,168) and the Pre-K pilot program (\$57,113).

The **Governor** recommends \$6.6 billion, including \$4.6 billion SGF, for state aid and other assistance in FY 2024. This is an increase of \$7.3 million all funds above the agency's revised estimate, and a decrease of \$13.1 million SGF. The changes are due to the Fall 2023 Education Consensus Estimate.

## **FY 2025 REQUEST**

The **agency** requests 6.5 billion, including \$4.9 billion SGF, for FY 2025. This is an all funds decrease of \$96.1 million, or 1.45 percent, below the revised FY 2024 request. This is mainly attributable to a decrease of \$410.0 million in federal funds, as the COVID-19 relief money wraps up in FY 2024. It is offset by an increase of \$252.2 million SGF, mainly in State Foundation Aid and Special Education State Aid.

The **Governor** recommends \$6.6 billion, including \$4.6 billion SGF, for FY 2025. This is an increase of \$18.3 million all funds and an increase of \$50.1 million SGF. The SGF increase is due to the Fall 2023 Education Consensus Estimate adjustment and the Governor's recommendations for \$30.0 million SGF for Childcare Accelerator Grants and \$5.0 million SGF for the public-private partnership pilot program. The overall increase is less than the SGF increase due mainly to the Governor's recommendation to switch \$36.6 million from the 20-mill levy to SGF funding, along with the Fall 2023 Education Consensus Estimate.

FIGURE 18  
**STATE AID AND OTHER ASSISTANCE, FY 2023 – FY 2025**

	Actual FY 2023	Agency FY 2024	Governor FY 2024	Agency FY 2025	Governor FY 2025
<b>State General Fund:</b>					
State Foundation Aid	\$ 2,585,999,100	\$ 2,584,932,436	\$ 2,572,534,113	\$ 2,825,725,000	\$ 2,855,326,655
Supplemental State Aid	572,923,136	570,000,000	570,000,000	590,000,000	590,000,000
Special Education State Aid	522,877,065	528,160,830	528,160,830	622,183,593	610,397,343
Capital Outlay State Aid	87,260,686	94,000,000	94,000,000	93,000,000	97,000,000
Capital Improvement State Aid*	-	203,000,000	203,000,000	205,000,000	205,000,000
KPERS–USDs	526,710,128	531,880,516	531,880,175	511,145,863	506,277,807
KPERS–Non-USDs	32,909,295	29,810,273	29,095,803	26,555,824	25,215,128
MHIT Pilot Program	9,637,121	14,421,480	14,421,480	16,534,722	16,534,722
Juvenile Detention Grants	3,981,409	6,127,682	6,127,682	5,060,528	5,060,528
School Safety & Security Grants	4,000,000	5,000,000	5,000,000	5,000,000	5,000,000
School Food Assistance	2,510,461	2,510,486	2,510,486	2,510,486	2,510,486
Professional Development	1,770,000	1,770,000	1,770,000	3,670,000	3,670,000
Mentor Teacher Program	1,300,000	1,300,000	1,300,000	2,300,000	2,300,000
Technical Ed. Transportation	1,482,338	1,482,338	1,482,338	2,000,000	1,482,338
Computer Science Adv. Grants	999,706	1,000,000	1,000,000	1,000,000	1,000,000
Juvenile Transitional Crisis Ctr. Pilot	300,000	300,000	300,000	300,000	300,000
Teacher Excellence	222,325	360,693	360,693	360,693	360,693
Deaf-Blind Program Aid	110,000	110,000	110,000	110,000	110,000
Career Technical Education	40,000	-	-	-	-
Childcare Accelerator Grants	-	-	-	-	30,000,000
Public-Private Partnership Pilot	-	-	-	-	5,000,000
<i>Subtotal–SGF</i>	<i>\$ 4,355,032,770</i>	<i>\$ 4,576,166,734</i>	<i>\$ 4,563,053,600</i>	<i>\$ 4,912,456,709</i>	<i>\$ 4,962,545,700</i>
<b>Other State Funds:</b>					
20 Mill Local Property Tax	\$ 796,620,156	\$ 845,800,000	\$ 860,300,000	\$ 829,900,000	\$ 793,286,529
School District Finance Fund	53,933,567	52,000,000	58,000,000	52,000,000	58,000,000
KPERS-ELARF	41,389,547	43,788,676	43,788,676	42,826,858	42,826,858
Capital Improvement State Aid*	196,631,750	-	-	-	-
Mineral Production Fund	8,907,579	16,131,034	16,028,897	11,609,000	9,665,118
Communities in Schools	50,000	50,000	50,000	50,000	50,000
Driver Education Aid	1,610,088	1,615,000	1,615,000	1,615,000	1,615,000
USD Checkoff Fund	84,522	50,000	50,000	50,000	50,000
Private Gifts and Grants	-	1,250,000	1,250,000	1,250,000	1,250,000
Family & Children Investment Fund**	22,633	-	-	-	-
<i>Subtotal–Other State Funds</i>	<i>\$ 1,099,249,842</i>	<i>\$ 960,684,710</i>	<i>\$ 981,082,573</i>	<i>\$ 939,300,858</i>	<i>\$ 906,743,505</i>
<b>Children's Initiatives Fund:</b>					
Parent Education (Parents as Teachers)	\$ 8,351,069	\$ 9,623,803	\$ 9,623,803	\$ 9,437,635	\$ 9,437,635
Kansas Preschool Program (Pre-K Pilot)	4,142,887	4,257,113	4,257,113	4,200,000	4,200,000
Early Childhood Block Grant**	19,784,000	24,014,436	24,014,436	23,254,728	23,254,728
Early Childhood Infrastructure**	257,678	-	-	-	-
Imagination Library**	500,000	1,500,000	1,500,000	1,500,000	1,500,000
Financial Incentives for Spec. Care**	-	-	-	-	815,000
<i>Subtotal–CIF</i>	<i>\$ 33,035,634</i>	<i>\$ 39,395,352</i>	<i>\$ 39,395,352</i>	<i>\$ 38,392,363</i>	<i>\$ 39,207,363</i>
<b>Selected Federal Funds:</b>					
Special Education	\$ 119,526,271	\$ 142,974,753	\$ 142,974,753	\$ 106,460,515	\$ 106,460,515
School Food Assistance	260,250,561	330,627,067	330,627,067	241,736,261	241,736,261
Elementary and Secondary Education Act (ESEA) Prog.	441,561,288	379,004,674	379,004,674	91,162,336	91,162,336
TANF Children's Programs	4,534,280	4,132,317	4,132,317	4,132,317	4,132,317
Comm.-Based Child Abuse Prev.**	2,954,445	1,656,288	1,656,288	1,483,774	1,483,774

FIGURE 18  
**STATE AID AND OTHER ASSISTANCE, FY 2023 – FY 2025**

All Other Federal Funding	190,999,716	199,255,240	199,255,240	202,633,462	202,633,462
<i>Subtotal–Federal Funds</i>	<u>\$ 1,019,826,561</u>	<u>\$ 1,057,650,339</u>	<u>\$ 1,057,650,339</u>	<u>\$ 647,608,665</u>	<u>\$ 647,608,665</u>
All Other Funds	<u>\$ 2,152,112,037</u>	<u>\$ 2,057,730,401</u>	<u>\$ 2,078,128,264</u>	<u>\$ 1,625,301,886</u>	<u>\$ 1,593,559,533</u>
<b>GRAND TOTAL</b>	<b><u>\$ 6,507,144,807</u></b>	<b><u>\$ 6,633,897,135</u></b>	<b><u>\$ 6,641,181,864</u></b>	<b><u>\$ 6,537,758,595</u></b>	<b><u>\$ 6,556,105,233</u></b>

\* *Staff note:* Capital Improvement State Aid was a special revenue fund through FY 2023. In FY 2024, that State Aid became a SGF demand transfer, so is reflected in the SGF section rather than the Other State Funds section.

\*\* *Staff note:* These expenditures reflect programs within the Children's Cabinet.

FIGURE 19  
**STATE FOUNDATION AID, FY 2023 – FY 2025**

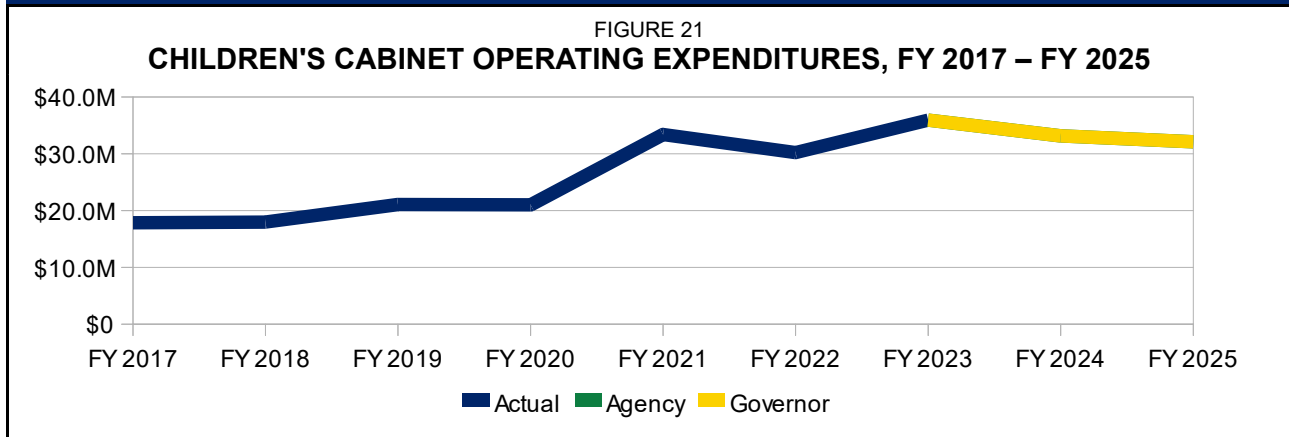
	Actual FY 2023	Agency FY 2024	Governor FY 2024	Agency FY 2025	Governor FY 2025
SGF	\$ 2,585,999,110	\$ 2,584,932,436	\$ 2,572,534,113	\$ 2,825,725,000	\$ 2,855,326,655
20-Mill Property Tax	796,620,156	845,800,000	860,300,000	829,900,000	793,286,529
School Distance Finance Formula	53,933,567	52,000,000	58,000,000	52,000,000	58,000,000
Mineral Production Fund	8,907,579	16,131,037	16,028,897	11,609,000	9,665,118
<b>TOTAL</b>	<b><u>\$ 3,445,460,412</u></b>	<b><u>\$ 3,498,863,473</u></b>	<b><u>\$ 3,506,863,010</u></b>	<b><u>\$ 3,719,234,000</u></b>	<b><u>\$ 3,716,278,302</u></b>

FIGURE 20  
**BASE AID FOR STUDENT EXCELLENCE  
FY 2023 – FY 2025**

Fiscal Year	Approved	Agency	Governor
2023	\$ 4,846	\$ 4,846	\$ 4,846
2024	5,088	5,088	5,088
2025*	5,388	5,381	5,381

\* *Staff note:* The FY 2025 BASE is an estimate that will not be finalized until the April 2024 Education Consensus Estimate.

## CHILDREN'S CABINET\*



**STATUTORY BASIS:** • KSA 38-1901; KSA 38-2103

**PROGRAM GOALS:** • The Children's Cabinet will develop and implement a coordinated, comprehensive delivery system to improve the health and well-being of children ages 0-5 and families in Kansas and evaluate programs funded with Children's Initiatives Funds.

The Children's Cabinet was established pursuant to KSA 38-1901. Its responsibilities include:

- Assisting the Governor in developing and implementing a coordinated, comprehensive delivery system to improve the health and well-being of families and children in Kansas;
- Identifying barriers to service and gaps in service due to strict definitions of boundaries between departments and agencies and facilitating interagency and interdepartmental cooperation

towards the common goal of serving children and families;

- Reviewing and evaluating program funding through the Children's Initiatives Fund; and
- Making recommendations to the Legislature and the Governor on how best to allocate funds to achieve the Cabinet's charge.

Effective July 1, 2016, KSDE became the fiscal and administrative agency for the Kansas Children's Cabinet.



FIGURE 22  
**CHILDREN'S CABINET FINANCING, FY 2023 – FY 2025**

	Actual FY 2023	Agency FY 2024	Governor FY 2024	Agency FY 2025	Governor FY 2025
<b>Operations</b>					
SGF	\$ -	\$ -	\$ -	\$ -	\$ -
CIF	1,627,693	2,613,904	2,613,904	2,249,277	2,249,277
Federal Funds	894,232	811,449	811,449	1,040,215	1,040,215
All Other Funds	236,062	445,118	445,118	276,533	276,533
<i>Subtotal - Operations</i>	\$ 2,757,987	\$ 3,870,471	\$ 3,870,471	\$ 3,566,025	\$ 3,566,025
<b>State Aid and Other Asst.</b>					
SGF	\$ -	\$ -	\$ -	\$ -	\$ 35,000,000
CIF	21,052,184	25,514,436	25,514,436	24,754,728	25,569,728
Federal Funds	7,332,286	12,461,781	12,461,781	12,514,296	12,514,296
All Other Funds	-	1,250,000	1,250,000	1,250,000	1,250,000
<i>Subtotal - State Aid</i>	28,384,470	39,226,217	39,226,217	38,519,024	74,334,024
<b>GRAND TOTAL</b>	<b>\$ 31,142,457</b>	<b>\$ 43,096,688</b>	<b>\$ 43,096,688</b>	<b>\$ 42,085,049</b>	<b>\$ 77,900,049</b>
<b>Percent Change:</b>					
SGF	-- %	-- %	-- %	-- %	-- %
All Funds	18.9 %	38.4 %	-- %	(2.3) %	85.1 %
FTE Positions	7.0	8.0	8.0	8.0	8.0

\* *Staff note:* The State Aid and Other Assistance part of the Children's Cabinet can be found in the State Aid and Other Assistance program. The narrative portion of this section only covers operating expenditures and financing for the Children's Cabinet.

## **BUDGET ANALYSIS: OPERATING EXPENDITURES**

### **FY 2024 REVISED ESTIMATE**

The **agency** submits a revised estimate for \$3.9 million, all from special revenue funds, for the Children's Cabinet operating expenditures in FY 2024. The agency's request also includes an additional 1.0 FTE position starting in FY 2024.

The Children's Cabinet includes four programs that have appropriations from the Children's Initiatives Fund. These are the Early Childhood Block Grant, the Early Childhood Infrastructure, the Dolly Parton Imagination Library, and the Children's Cabinet Accountability programs.

The revised estimate for \$8.9 million in FY 2024 is an increase of \$455,411, or 40.3 percent, above the FY 2024 approved amount. This increase above the approved budget is mainly due to an increase of \$344,737 in other professional fees and an increase of \$110,704 in salaries and wages, including an increase of \$31,969 in employer contributions.

The increase of 1.0 FTE position in FY 2024 is for a new grant manager position to manage

the Early Childhood Capacity Accelerator grant program. The program aims to expand the capacity of early childhood providers in Kansas by supporting the expansion of existing childcare providers and supporting the startup costs of new providers.

The **Governor** concurs with the agency's revised estimate for operating expenditures for the Children's Cabinet in FY 2024.

### **FY 2025 REQUEST**

The **agency** submits an estimate of \$3.6 million, all from special revenue funds, for the Children's Cabinet operating expenditures for FY 2025. The agency's estimate is a decrease of \$304,446 below the revised FY 2024 request. This is mainly attributable to a decrease in contractual services of \$301,502. The decreases in both areas are mainly due to Early Childhood Block Grant, CIF, and KEY Fund reappropriations included in the FY 2024 budget no longer being available in FY 2025.

The **Governor** concurs with the agency's FY 2025 request for operating expenditures for the Children's Cabinet.